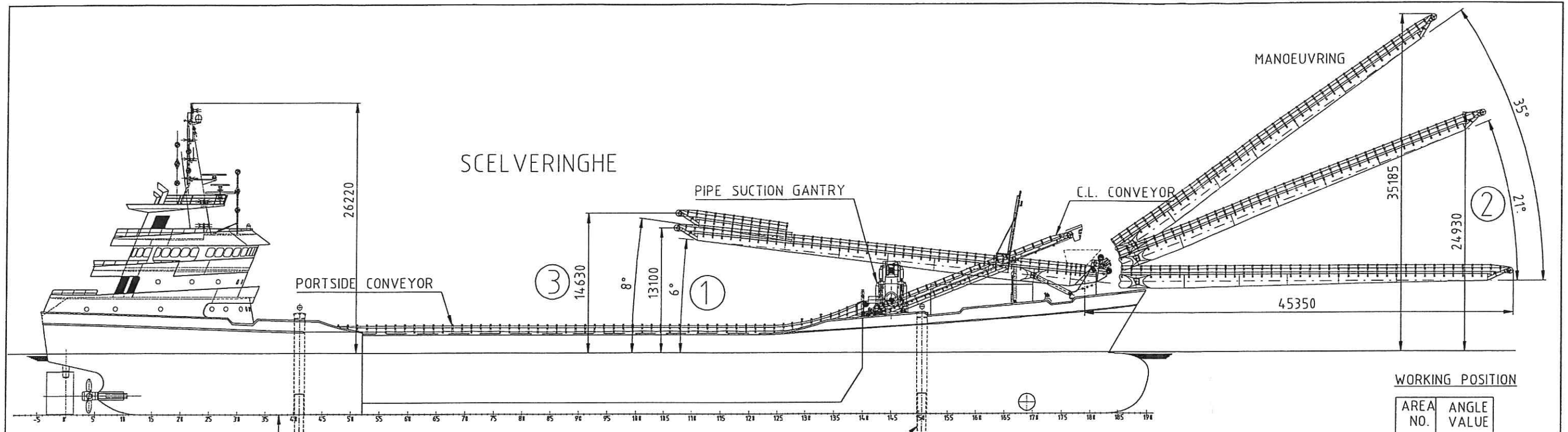


# SCELVERINGHE



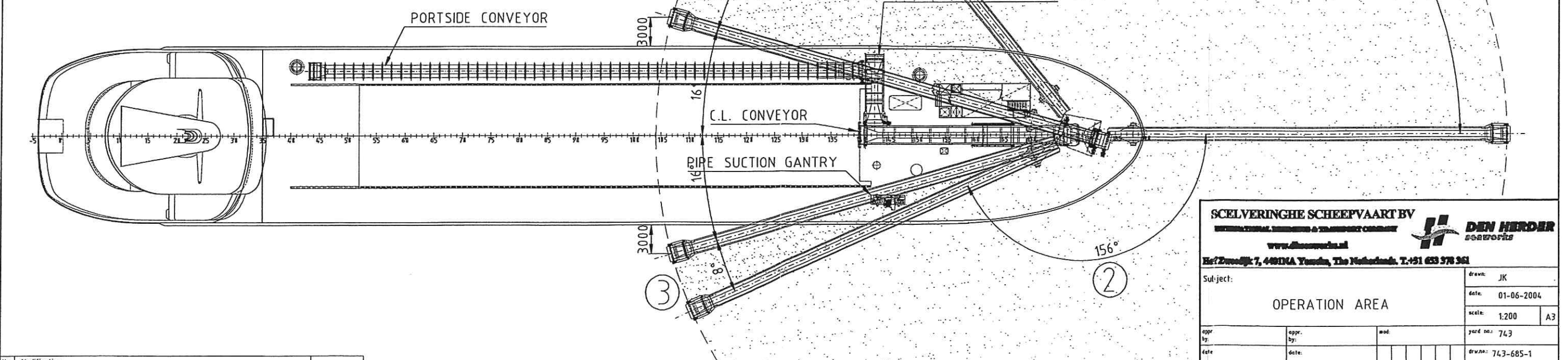
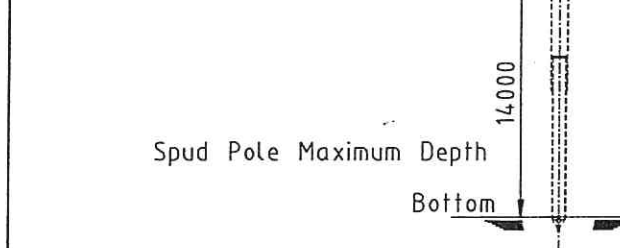
WORKING POSITION

AREA NO.	ANGLE VALUE
1	6°-21°
2	0°-21°
3	8°-21°

MAIN PARTICULARS:

LENGTH OVER ALL	: 116.50 M
LENGTH BETWEEN PERPENDICULARS	: 110.00 M
BREADTH OVER ALL	: 18.60 M
BREADTH MOULDED	: 18.00 M
DEPTH AT SIDE	: 8.30 M
DRAUGHT LOADED MAX. CA.	: 6.40 M
HOPPER CAPACITY	: 3933 M <sup>3</sup>
AIR DRAFT (SHIP LOADED; DRAUGHT=6.40M)	: 26.22 M
AIR DRAFT (SHIP EMPTY; DRAUGHT=3.75M)	: 28.87 M
DISCHARGE CAPACITY	: 2200 M <sup>3</sup> /H
MAX. SUCTION DRAUGHT	: 33.50 M
DEADWEIGHT	: 7706 T
GT	: 5116
NT	: 1534

CLASS NOTATION:  
LLOYD'S REGISTER ✦ 100 A1 "Dredger", ✦ LMC UMS



**SCELVERINGHE SCHEEPVAART BV**  
INTERNATIONAL MARINE & TRANSPORT COMPANY  
[www.dredwerf.nl](http://www.dredwerf.nl)  
 Hbf Zwedijk 7, 4481KA Ysselt, The Netherlands. T: +31 633 378 361

**DIN HERDER**  
SOEFORTS

Subject: OPERATION AREA		drawn: JK
		date: 01-06-2004
		scale: 1:200
		sheet no.: 743
		draw no.: 743-685-1